

PREMIER 2010 LIFEJACKET

DONNING INSTRUCTIONS



DON LIFEJACKET PLACING YOKE OVER HEAD AND BELT AROUND BODY



CONNECT BUCKLE BY PUSHING TWO PARTS FIRMLY TOGETHER



PULL BELT AS TIGHT AS POSSIBLE (AIDED BY HOLDING ONTO BUCKLE)



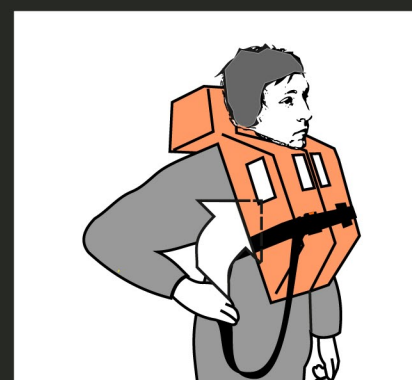
FOR ADDITIONAL SECURITY FASTEN THE TOP BUCKLE WHERE POSSIBLE

ADULT

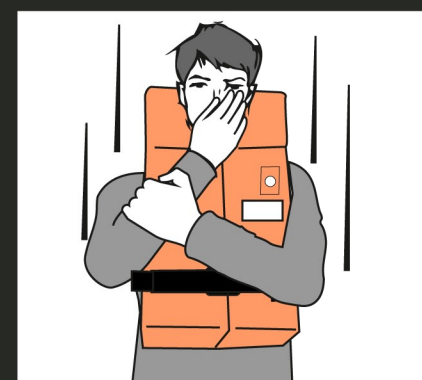
FOR PERSONS OF 43Kg OR MORE

CHILD

FOR PERSONS BETWEEN 15 AND 43Kg



TUCK EXCESS WEBBING BEHIND JACKET



HOLD LIFEJACKET FIRMLY AND COVER NOSE WHEN JUMPING INTO THE WATER



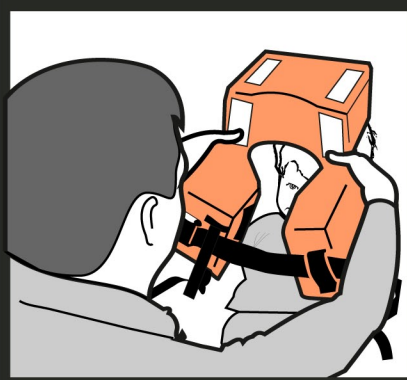
0736

www.crewsaver.com


Crewsaver[®]

Survitec


PREMIER 2010 LIFEJACKET DONNING INSTRUCTIONS




DON LIFEJACKET PLACING YOE OVER HEAD AND BELT AROUND BODY



CONNECT BUCKLE BY PUSHING TWO PARTS FIRMLY TOGETHER



PULL BELT AS TIGHT AS POSSIBLE (AIDED BY HOLDING ONTO THE BUCKLE)



BRING CRUTCH STRAPS UP BETWEEN THE LEGS AND CONNECT BUCKLES BY PUSHING THE TWO BUCKLE PARTS TOGETHER.

INFANT

FOR PERSONS LESS THAN 15Kg



0736